

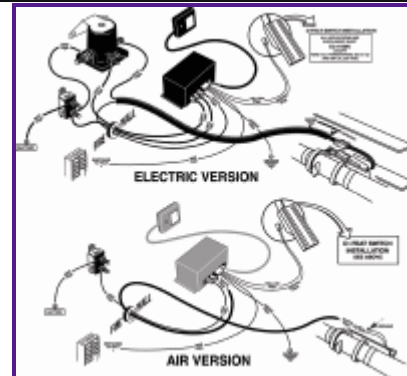
AP Products, Inc.

800-417-2477 (Administration & Non-Technical)

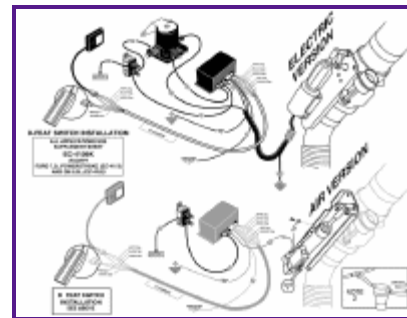
800-874-3271 (Technical Support Line)

D-Celerator Diesel Exhaust Brake Electronic Components

Serial Number 34259 and higher



Front Engine applications

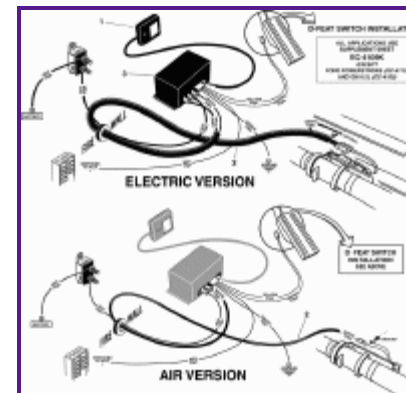


Rear Engine Applications

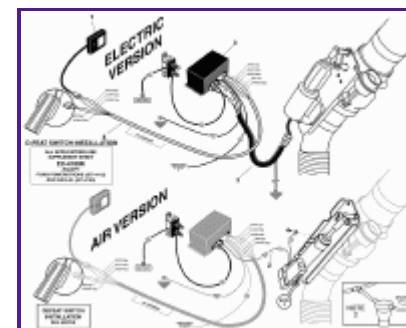
NOTE: Attach the gray wire from the control module to the smaller threaded post of the external relay marked 'S'. Attach the red wire from the circuit breaker to one of the larger wires of the external relay, and attach the gray wire that goes to the solenoid to the other larger post.

The external relay must be grounded. This is normally accomplished by mounting the relay to metal. If the relay is mounted to another type of surface, run a ground wire from metal to the relay's mounting

Serial Number 34258 and lower



Front Engine applications



Rear Engine applications

bracket.

Click on the picture to view larger version of components.

(This will take a while to download, and you may need to use the scroll bars to view the entire picture. Use the "Back" button on your browser to return to this page.)

D-Celerator Diesel Exhaust Brake Electrical Components
(Front and Rear Engine Applications)

SERIAL NUMBER 34259 AND HIGHER			
ITEM	PART NUMBER	DESCRIPTION	QUANTITY
1	EC-4112	WIRED REMOTE SWITCH	1
2	EC-4126	WIRING HARNESS, ELECTRIC, FRONT ENGINE	1
	EC-4404	WIRING HARNESS, AIR, FRONT ENGINE	
	EC-4114REV	WIRING HARNESS, ELECTRIC, REAR ENGINE	
	EC-4402	WIRING HARNESS, AIR, REAR ENGINE	
3	EC-4111	ECM, UNDER DASH MODEL	1
4	EC-4120	WIRING HARNESS EXTENSION, ELECTRIC/AIR, REAR ENGINE	1
	EC-4403	WIRING HARNESS, AIR, FRONT ENGINE	
5	EC-4127	HEAVY DUTY RELAY	1
	TS-6001	SCREW HEAVY DUTY RELAY, 1/4"x3/4" (NOT SHOWN)	2

SERIAL NUMBER 34258 AND LOWER			
ITEM	PART NUMBER	DESCRIPTION	QUANTITY
1	EC-4112	WIRED REMOTE SWITCH	1
2	EC-4114	WIRING HARNESS, ELECTRIC, FRONT ENGINE	1
	EC-4119	WIRING HARNESS, AIR, FRONT ENGINE	
	EC-4114REV	WIRING HARNESS, ELECTRIC, REAR ENGINE	
	EC-4402	WIRING HARNESS, AIR, REAR ENGINE	
3	EC-4111	ECM, UNDER DASH MODEL	1
4	EC-4120	WIRING HARNESS EXTENSION, ELECTRIC/AIR, REAR ENGINE	1

Return to [D-Celerator Diesel Exhaust Brake Operating and Installation Instructions](#)

Return to [D-Celerator](#) Product Page

Return to [D-Celerator Components](#) Page

Return to [Publications](#) Page

[Return to Home Page](#)

Send your questions and comments to: info@usgear.cc

Copyright © 2008 AP Products, Inc.

Last modified: 08/15/11